

A woman with long dark hair is sitting on a large, modular, tan leather sofa. She is wearing a grey and white striped sweater and white trousers. She is looking off to the side with a relaxed expression. The sofa is positioned in a modern living room with a large bookshelf filled with books in the background. To the left, there is a doorway leading to another room where a white chair and a bust are visible. In the foreground, a pair of white loafers sits on the floor next to a small tray with a cup and some snacks.

Stressless®

Stressless® Modular Sofas

MODULES | CONFIGURATIONS | SPECIFICATIONS



STRESSLESS® ANNA

Tailored to your home



With the Stressless® Anna sofa offers full freedom to select Power™ and manual modules side by side. When the motorised function is selected, a footrest smoothly extends under your feet as the back reclines. The motorised headrest follows, and provides you with the optimal position for relaxation with your feet up. On the manual seat, you can regulate the position of the headrest with your hands. With the headrest in a collapsed position, the sofa appears visually smaller. In the raised position it offers good head support and transforms a low-back sofa into a high-back.

STRESSLESS® ANNA

Modules & Configurations



Stressless® Anna Configurations

1. 1 Seater
2. 2 Seater
3. 3 seater
4. 2 seater w Longseat (L)
5. 2 seater w Longseat (M) & Centre module
6. C12 Pcenter CMM
7. C22 PMCMP

A1



A2



A3



All configurations available in all arm options.

Anna A3 arm and legs come in 8 wood finishes and 2 metal finishes:



Alu leg Organic



Alu leg Corner




Wood bow



Steel bow



Wood angled cone leg



Steel leg slim



Smoked Oak



Oak



Walnut



Grey



Teak



Brown



Wenge



Black



Polished steel



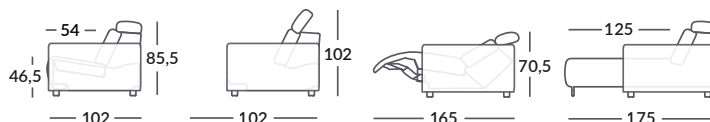
Matt Black

Please note Stressless® Anna is not available to order in Begonia velvet fabric.

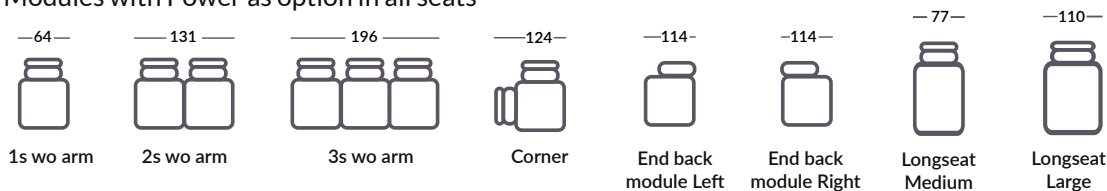
MODULES & DIMENSIONS

Seat height: 46.5 cm
 Seat depth: 54.5 cm
 Sofa height: 85.5/102/70.5 cm
 Depth upright: 102 cm

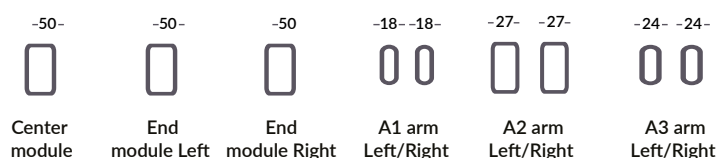
Depth reclined: 165.5 cm
 Depth long seat: 175 cm
 Distance to wall: 6 cm



Modules with Power as option in all seats



Modules without Power

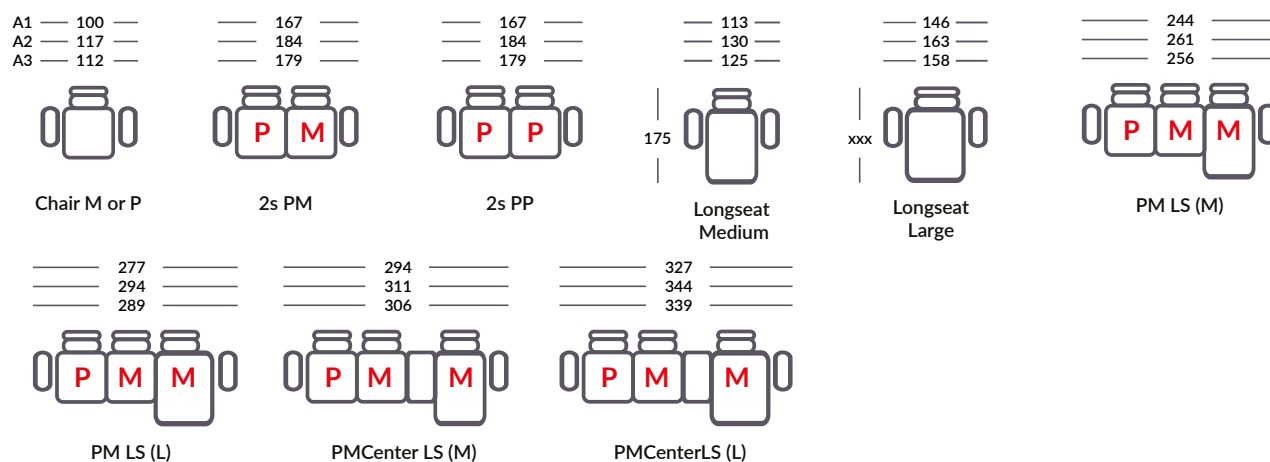


NB: Power Supply and Battery

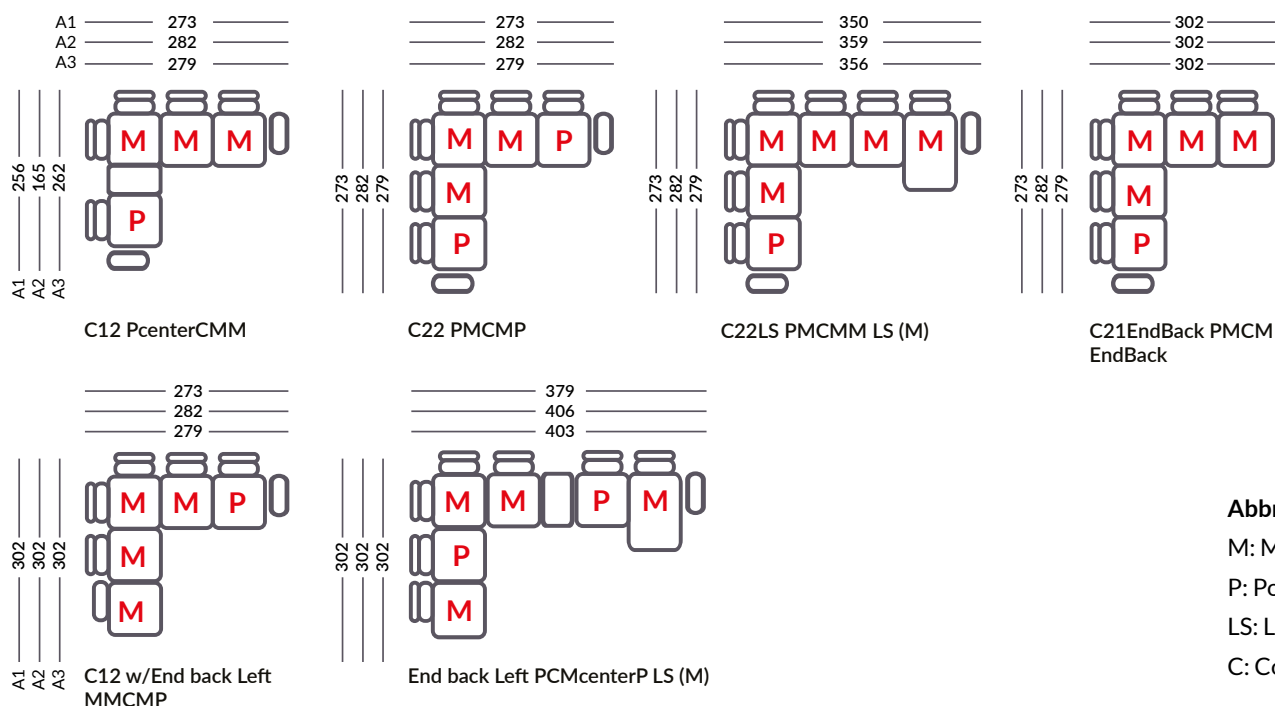
Only one power supply/battery needed per 3 Power seats.

CONFIGURATIONS

Below are examples of possible configurations.



CONFIGURATIONS WITH CORNER AND END/ CENTRE MODULES



Abbreviations

M: Manual (no Power)
 P: Power
 LS: Longseat
 C: Corner



STRESSLESS® STELLA

Iconic form & function



Stressless® Stella is a soft and contemporary modular sofa that responds to your movements. The Stressless® BalanceAdapt™ system allows the sofa to respond to your natural movements, adjusting the seat as you move. Recline, lean forward, lie down or put your feet up and feel how the soft and generous seat adapts to your position. When the occasion calls for just a regular sofa, simply lock the suction to stop the seat from moving. Available in 3 armrest options, seat widths, longest options and footstool.

Modules & Configurations



All configurations available in both arm options and headrest is available for all options.

S1



S2



SW1



SW1 arms and legs come in 8 wood finishes :



Smoked Oak



Oak



Teak



Brown



Walnut



Grey



Wenge



Black

S1 /S2 legs come in 2 metal finishes :



Polished steel



Matt Black

MODULES & DIMENSIONS

Seat height: 44 cm

Seat depth: 55 cm

Sofa height: 78 cm

Sofa height with headrest: 98 cm

Sofa depth: 93cm

Depth long seat: 165 cm

Arm height S1: 58 cm

Arm height S2: 64 cm

Arm height SW1: 58 cm

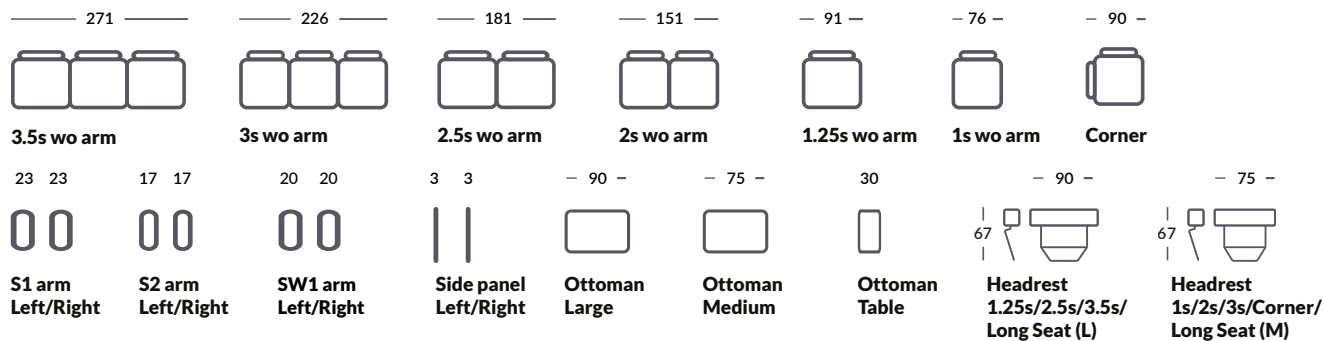
Distance to wall: 11 cm

Distance to wall with headrest: 19 cm



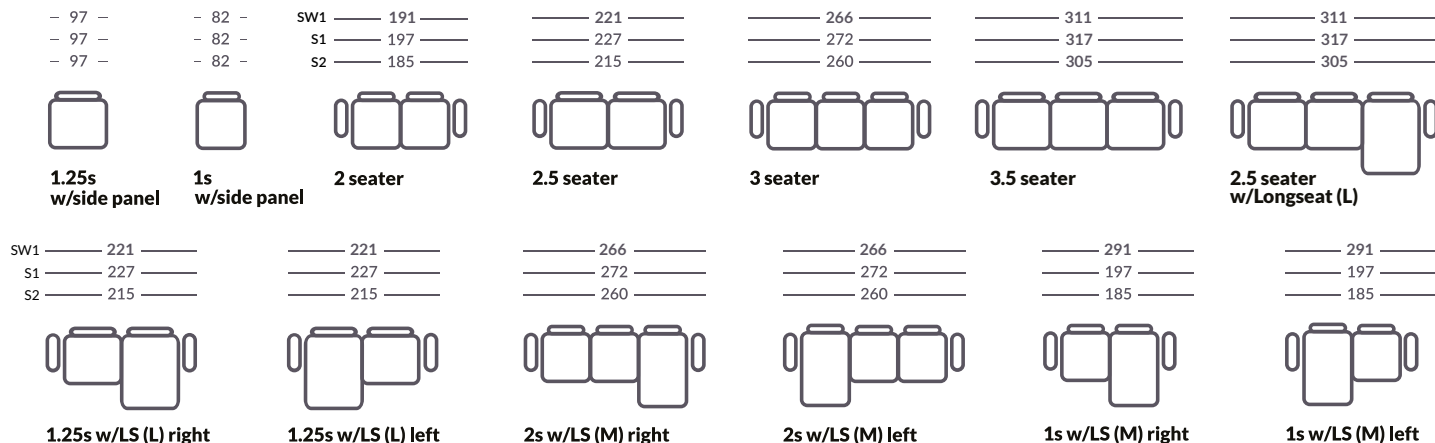
- All corner and Longseat configurations are reversible.
- Sidepanels can be chosen instead of armrests. Left or right, for any of the sofas and corner configurations.
- Sidepanels or armrest can not be connected to a corner module.
- Standalone 1s, 1.25s and Longseats are offered only with sidepanels and not with armrests.
- Sofa centre leg must be mounted on the 3 and 3.5 seater prior to use.
- Available beams: 1s, 1.25s, 2s, 2.5s, 3s, 3.5s. You can have only one LongSeat per beam.
- The Longseat then replaces a seat with BalanceAdapt (3s > 2s + LongSeat (M)).
- Steel legs in black Matt Black/Chrome are not available for Stella Wood.

MODULES



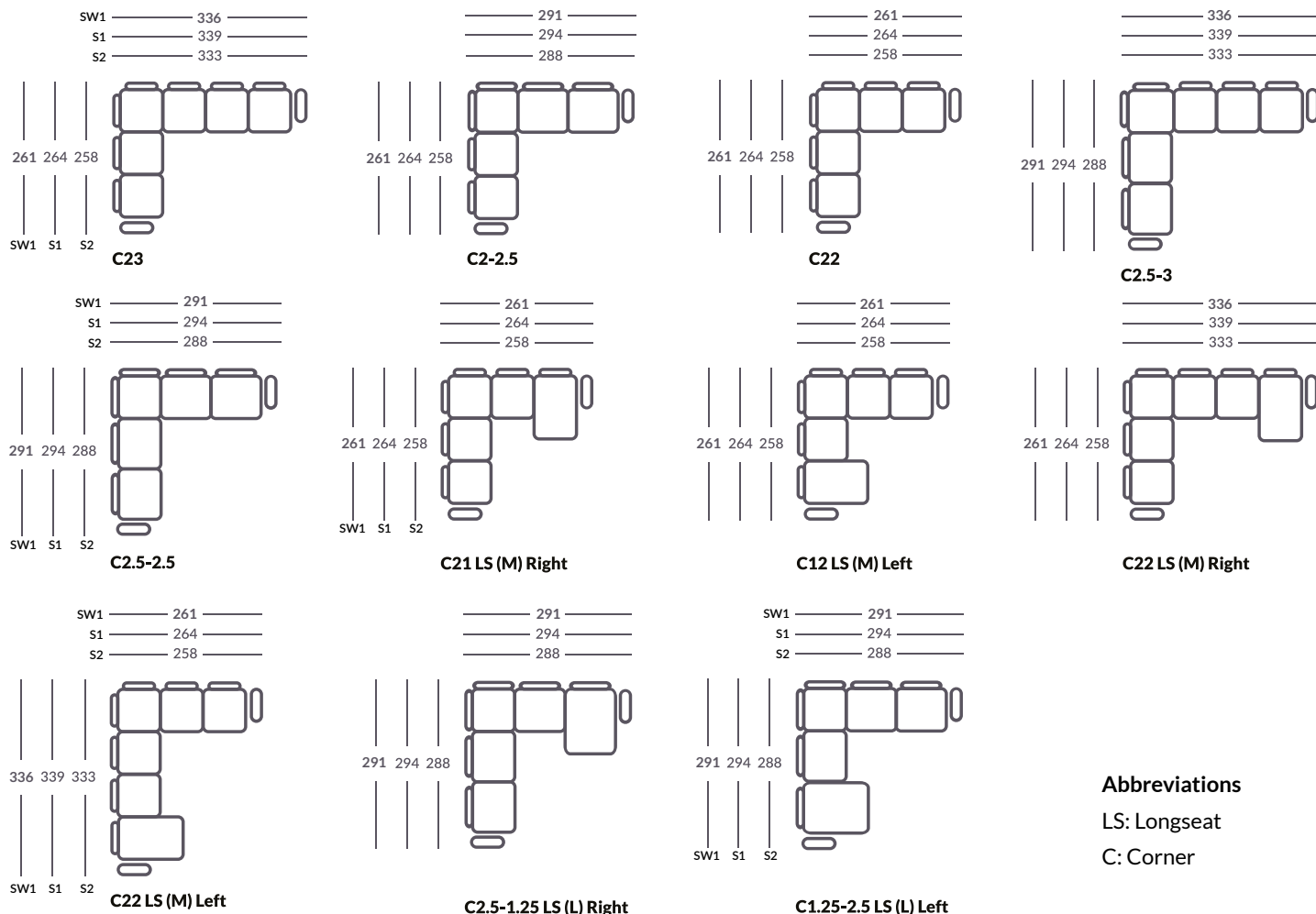
CONFIGURATIONS

Below are examples of possible configurations.



CONFIGURATIONS WITH CORNER AND LONGSEAT MODULES

The Stella Longseat can only be attached to a 1s, 1.25, 2 and 2.5 seater, and must be finished with a stella arm, not another seat module. It is not possible to have a longseat both sides of a seat unit.





STRESSLESS® EMILY

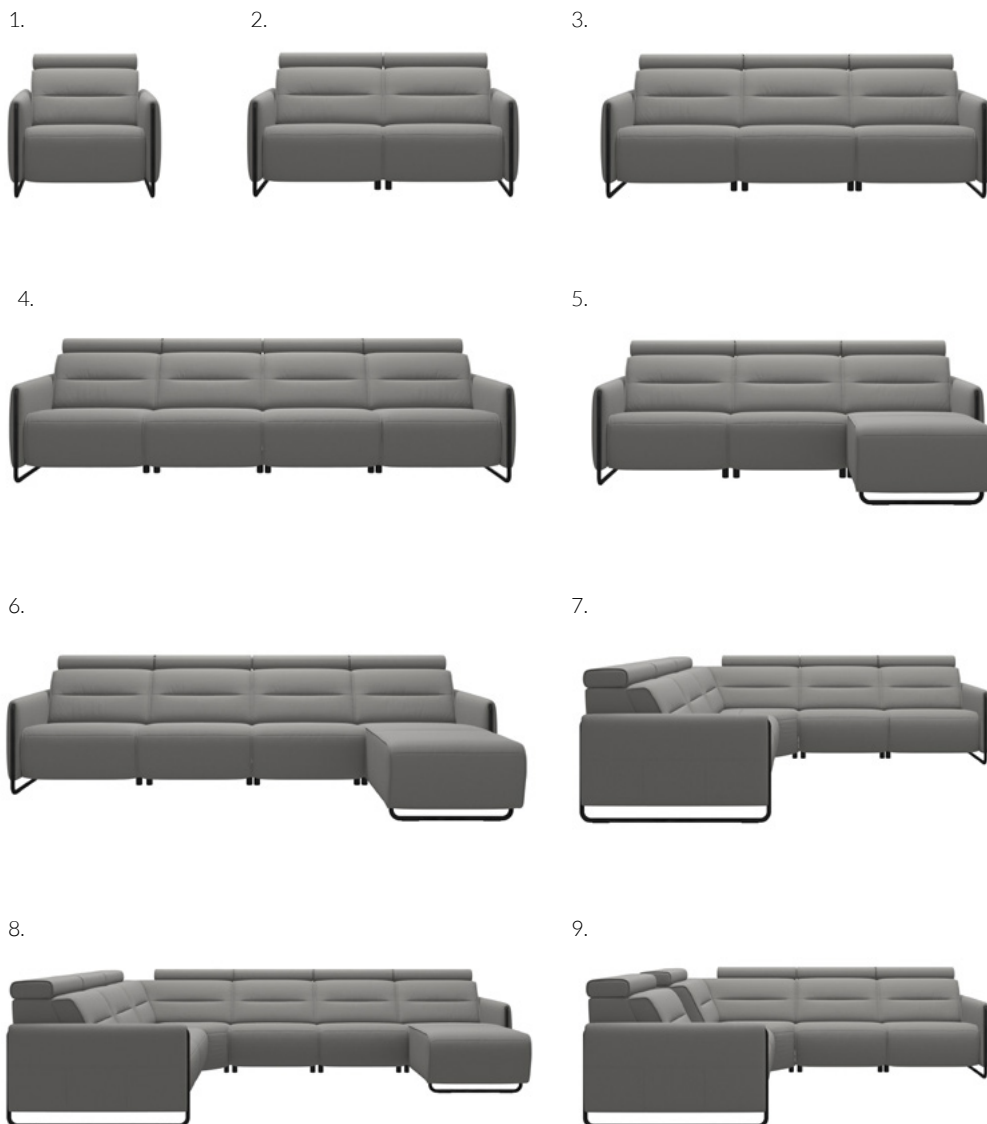
The ultimate modular sofa



Sleek lines with a modern look give Stressless® Emily an embracing appearance. The contemporary design of the soft enveloping cushions invite you to sit down and relax. All seat modules come with an adjustable headrest. Either with fixed seat-back or fitted with motors for personal adjustment of back and leg support. Choose from three arm options. Stressless® Tokyo and View recliners both complement nicely with Stressless® Emily.

STRESSLESS® EMILY

Modules & Configurations



Stressless® Emily Modules

- | | |
|------------------------|-------------------------|
| 1. 1 Seater | 6. 3 Seater w Longseat |
| 2. 2 Seater | 7. C 22 |
| 3. 3 seater | 8. C 22 w Longseat |
| 4. 4 seater | 9. C 12 w Centre module |
| 5. 2 seater w Longseat | |

All configurations available in all arm options.

Emily Wood




Emily Steel



Emily Wide



Emily Wide comes with 2 leg options: 80mm for under arms and 120mm for longseat



Emily arms and legs come in 8 wood finishes :



Emily arms and legs come in 2 metal finishes* :

*Emily Wide is not available in Matt Black

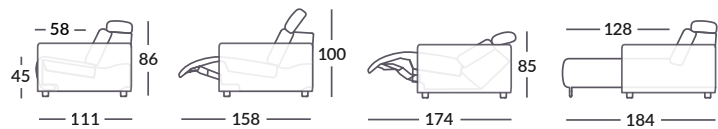


Please note Stressless® Emily is not available to order in Begonia velvet fabric.

MODULES & DIMENSIONS

Seat height: 45 cm
Seat depth: 58 cm
Sofa height: 86/100/85 cm
Depth upright: 110 cm

Depth reclined: 174 cm
Depth long seat: 184 cm
Distance to wall: 8 cm



Steel — 86 — Wood — 87 — Wide — 99 —	— 76 — — 76 — — 76 —	— 86 — — 87 — — 99 —	— 86 — — 87 — — 99 —	— 76 — — 76 — — 76 —	— 86 — — 87 — — 99 —	— 86 — — 87 — — 99 —	— 86 — — 86 — — 99 —
1s L	1s Center	1s R	1s L Power	1s Center Power	1s R Power	Longseat Medium L	Longseat Medium R

Steel — 120 — Wood — 121 — Wide — 133 —	— 120 — — 121 — — 133 —	— 122 — — 122 — — 122 —	— 50 — — 50 — — 50 —	— 50 — — 50 — — 50 —	— 50 — — 50 — — 50 —
Longseat Large L	Longseat Large R	Corner	Center module	End module L	End module R

NB: Power Supply and Battery
Only one power supply/battery needed per 3 Power seats.

CONFIGURATIONS

Below are examples of possible configurations.

Steel — 96 — Wood — 98 — Wide — 122 —	— 172 — — 174 — — 197 —	— 172 — — 174 — — 197 —	— 248 — — 250 — — 272 —	— 282 — — 284 — — 306 —	— 297 — — 299 — — 321 —	— 331 — — 333 — — 355 —
Chair P	2s PD	2s PP	PD LS (M)	PD LS (L)	PDCenter LS (M)	PDCenterLS (L)
Steel — 248 — Wood — 250 — Wide — 272 —	— 248 — — 250 — — 272 —	— 324 — — 326 — — 347 —	— 357 — — 359 — — 381 —	— 282 — — 248 — — 347 —	— 96 — — 96 — — 122 —	— 131 — — 133 — — 156 —
3s PDD	3s PDP	PDD LS (M)	PDD LS (L)	4s PDDP	Longseat Medium	Longseat Large

CONFIGURATIONS WITH CORNER AND END/ CENTRE MODULES

Steel — 286 — Wood — 287 — Wide — 296 —	— 286 — — 287 — — 296 —	— 360 — — 361 — — 371 —	— 318 — — 319 — — 330 —	— 247 — — 248 — — 247 —
C12 PCenterCDD	C22 PDCDP	C22LS PDCDD LS (M)	C21LS PDCD LS (L)	C21 PDCD End Right

Abbreviations
P: Power
LS: Longseat
C: Corner



STRESSLESS® FIONA

Modern and inviting



With neat proportions, Stressless® Fiona has beautifully simple lines with a modern sloping back. Choose from traditionally upholstered arms, elegant wood detailing or a more modern look with steel. To complete the seating area, we suggest you combine the sofas with a Stressless® recliner of your choice. The large selection of upholstery choices, wood and steel finishes, means you can put together a lounge that perfectly compliments your existing interior design.

STRESSLESS® FIONA

Modules & Configurations

1.



2.



3.



4.



5.



6.



Stressless® Fiona Configurations

1. 2 seater
2. 3 Seater
3. 2.5 Seater
4. C 23
5. C 22
6. C 2-2.5

Upholstered



Wood

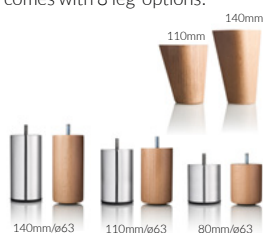


Metal



All configurations available in all arm options.


Fiona Upholstered comes with 8 leg options:



Fiona arms and legs come in 8 wood finishes:



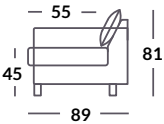
Fiona Metal comes in 2 finishes*:



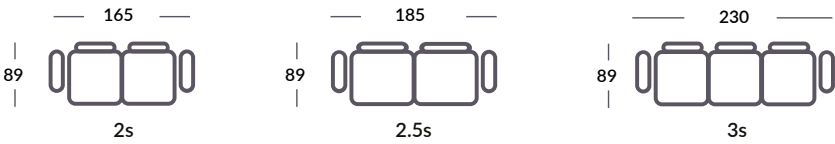
Fiona Upholstered is only available in wood or Chrome legs

MODULES & DIMENSIONS

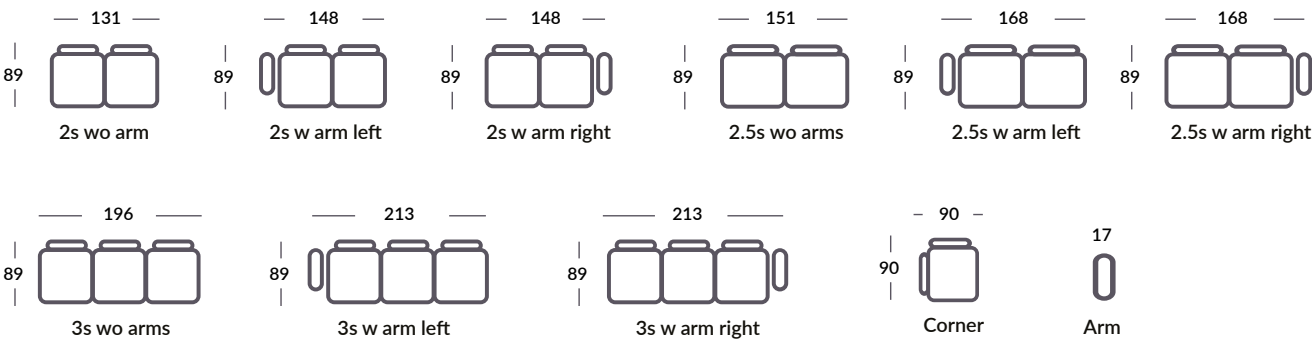
Depth: 89 cm
Height: 81cm
Seat height: 45 cm
Seat depth: 55 cm



STANDARD MODULES

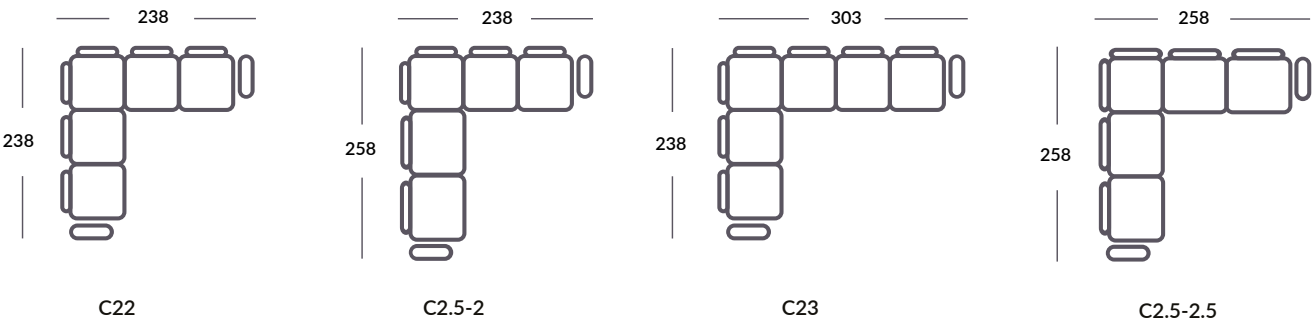


SEPERATE MODULES FOR CUSTOMISED CONFIGURATIONS



CONFIGURATIONS

Below are examples of possible configurations. You can add as many modules as you would like, as long as each end is finished with an arm or end module.



Abbreviations
C: Corner



Why Stressless®?

Far west in our elongated country, you find a beautiful place surrounded by deep fjords and majestic mountains. These are the surroundings where we find the inspiration for our unique designs. In this village, the craftsmanship and passion for furniture has been passed through generations – all the way back to 1934.

5
YEAR GUARANTEE

We guarantee all electrical parts and motor on the Power™ system

for a period of 5 years from the date of initial delivery to the consumer. The battery is not included in the 5-year guarantee.

2 YEAR GUARANTEE on Power Batteries.

10
YEAR GUARANTEE

10-year internal mechanism & construction guarantee

We guarantee the internal mechanism and construction of our recliners and sofas for a period of 10 years from the date of initial delivery to the consumer. The 10-year guarantee covers the mechanical functions in the recliner/sofa. The 10-year guarantee covers the internal framework of steel and/or wood, including the metal springs. The 10-year guarantee does not cover damage to leather, woodwork or any faults or damage caused by the use of the product other than in accordance with the manufacturer's recommendations, as well as any faults or damage arising from any repairs made by any persons not authorised by the manufacturer or use of non-original parts. Some natural settlement and indentation in the padding and foam is considered normal and is part of a break-in process.

PLAN YOUR BESPOKE CONFIGURATIONS



View with the Stressless @home App

You can also download our Stressless @home App, personalise your favorite piece of our furniture, and actually place it in the living room, kitchen or office at home with the help of your phone or tablet. The app provides you with pictures of all our chairs and sofas and lets you choose your preferred materials, colours and bases. It doesn't get easier:

- Download the application from App Store or Google Play
- The app will automatically download all available Stressless® products at startup
- Choose model and style it at your preference
- Choose "view at home", and see your Stressless® chair in your home through the camera.



App Store



Google Play

stressless.com



MIX
Paper from
responsible sources
FSC® C019091

Committed to sustainability

Being surrounded by majestic nature in Norway means as caretakers we have always taken positive approaches to sustainability. This approach includes our marketing and the printing of this brochure.

Carbon Balanced Print, the use of **vegetable based inks** and **FSC Paper** used for this brochure are just some of the small steps we are taking as a company.